



WP-CSA

S-VIDEO/COMPOSITE VIDEO/STEREO AUDIO CABLE TERMINATOR WALLPLATE

Installation Instruction



The **S-Video, Composite Video and Stereo Audio Cable Terminator Wallplate** connects a S-Video or composite video television and stereo speakers to video and audio distribution wiring within a wall. It can be used to connect S-Video or composite video televisions and stereo amplifiers to home entertainment systems, cable television boxes, DVD players, etc. The cable terminator wallplate has set-screw terminal lugs that accommodate straight routing of the wires for easy, clean user connections.

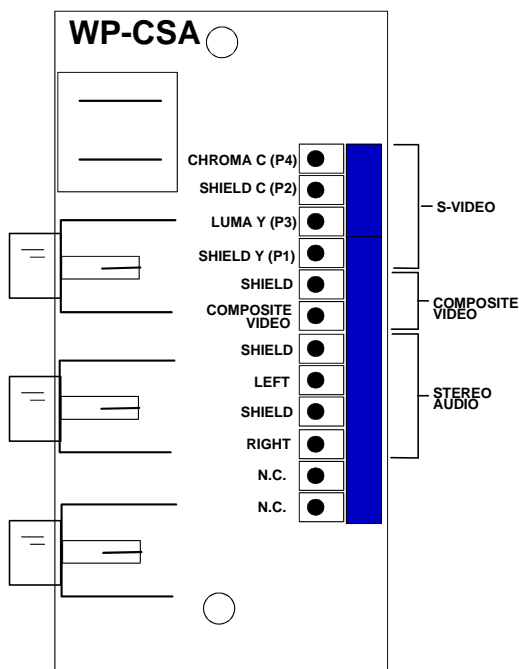
How to install video and audio cables:

1. Pull the video and audio cables through a conduit, and then prepare bulk cable by exposing coax and conductor lines.

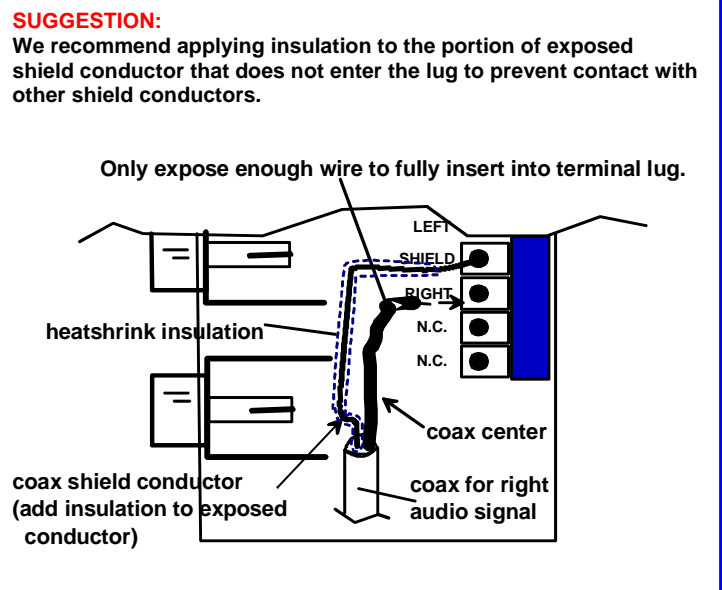
Note: *The video cable used must be rated for the length of cable in the application to achieve maximum signal quality and image clarity.*

2. Insert coax center conductors (for audio and composite video signals) and their respective shields, as well as other conductors, into appropriate terminal lugs, as indicated on the circuit board and in the figure below.
3. Tighten the set screw terminal lugs to secure each conductor to the Cable Terminator.
4. The Cable Terminator Wallplate is then easily mounted in any single gang, standard US electrical box.

Note: *Be sure that all wires at each end are at corresponding terminals (i.e. CHROMA C to CHROMA C, LUMA Y to LUMA Y, etc.).*



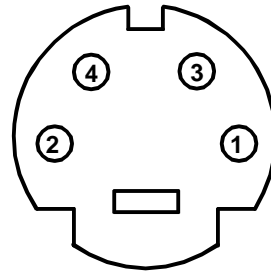
Rear View of Cable Terminator Terminal Blocks
 (Viewed without wall plate)



NTI SVEXT CABLE S-VIDEO CABLE 4mD PIN ASSIGNMENT		
PIN #	WIRE COLOR	SIGNAL
1	Green Coax Shield	Luminance Y Gnd
2	Gray Coax Shield	Chrominance C Gnd
3	Green Coax Center	Luma Y
4	Gray Coax Center	Chroma C

Note: Color codes listed in the chart above are those of NTI SVEXT cable. Colors in cable from other manufacturers will vary.

S-Video Connector



View of the Mating Face of the 4mD Female

Warranty Information

The warranty period on this product (parts and labor) is one (1) year from the date of purchase. Please contact Network Technologies Inc at **(800) 742-8324** (800-RGB-TECH) or **(330) 562-7070** or visit our website at <http://www.nti1.com> for information regarding repairs and/or returns. A return authorization number is required for all repairs/returns.

COPYRIGHT

Copyright © 2005 by Network Technologies Inc. All rights reserved. No part of this publication may be reproduced, stored in a retrieval system, or transmitted, in any form or by any means, electronic, mechanical, photocopying, recording, or otherwise, without the prior written consent of Network Technologies Inc, 1275 Danner Drive, Aurora, Ohio 44202.

CHANGES

The material in this guide is for information only and is subject to change without notice. Network Technologies Inc reserves the right to make changes in the product design without reservation and without notification to its users.