



ENVIROMUX® Series

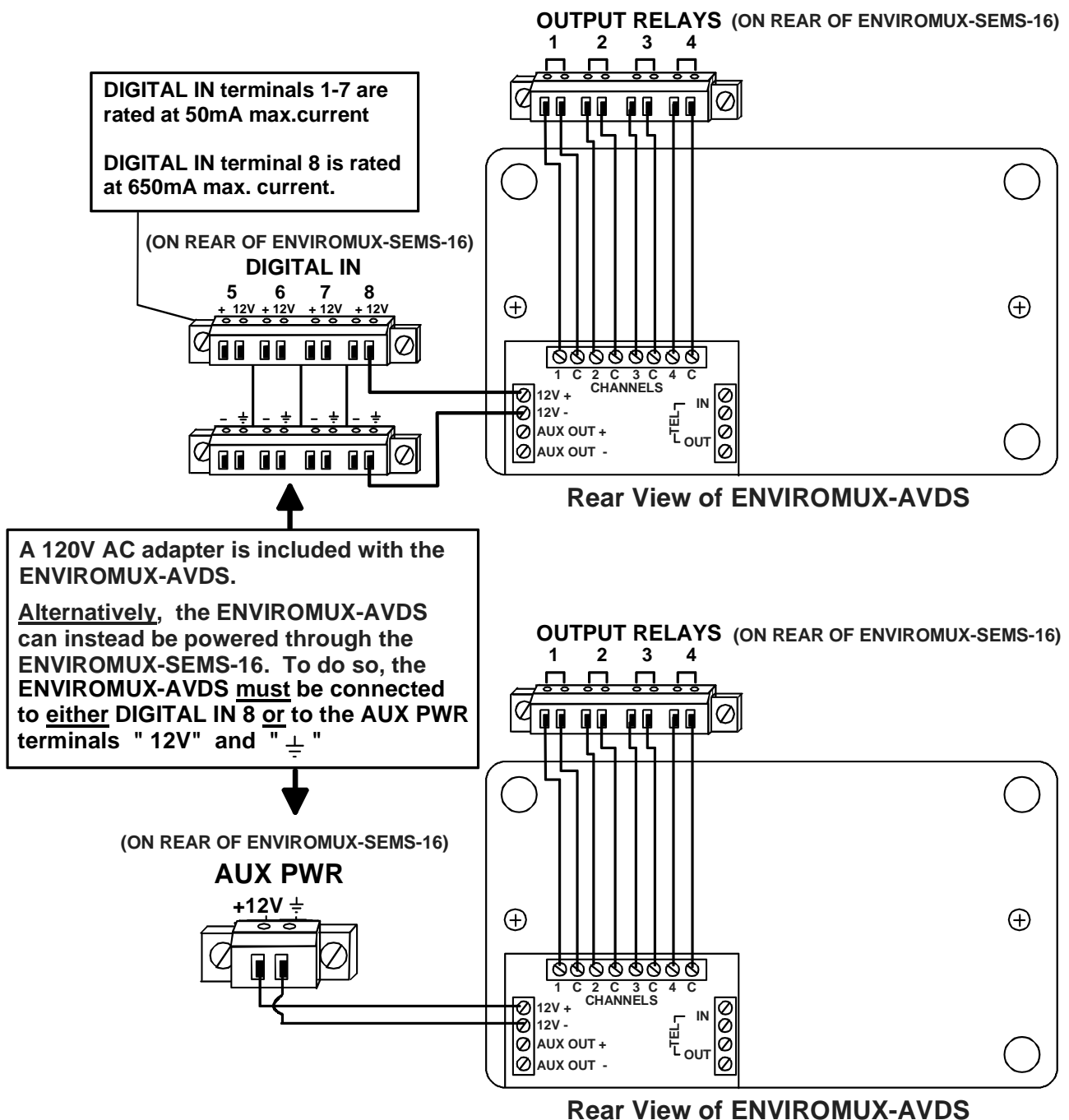
Wiring Instruction For:

ENVIROMUX-AVDS ENVIROMUX-AVDS-LC

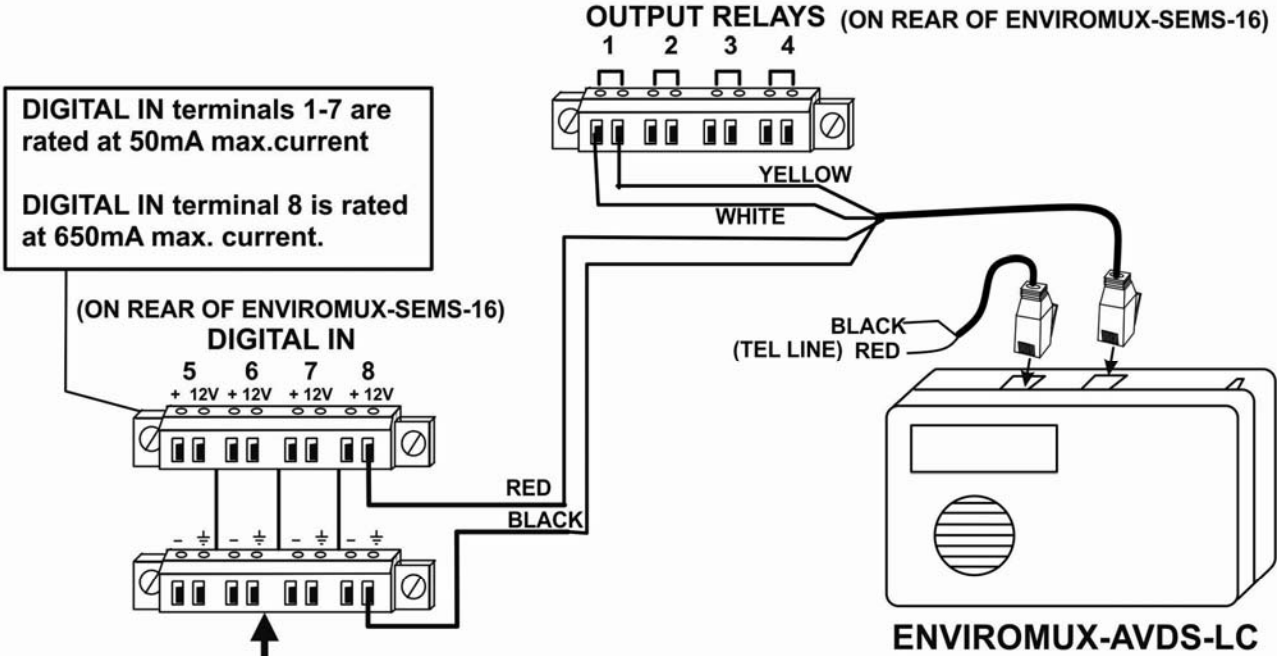


The ENVIROMUX devices listed above are intended for connection to an NTI ENVIROMUX-SEMS-16 as illustrated below and on the following page. For additional instruction on their proper use and operation, see any manuals that came with them and the manual provided with your ENVIROMUX-SEMS-16.

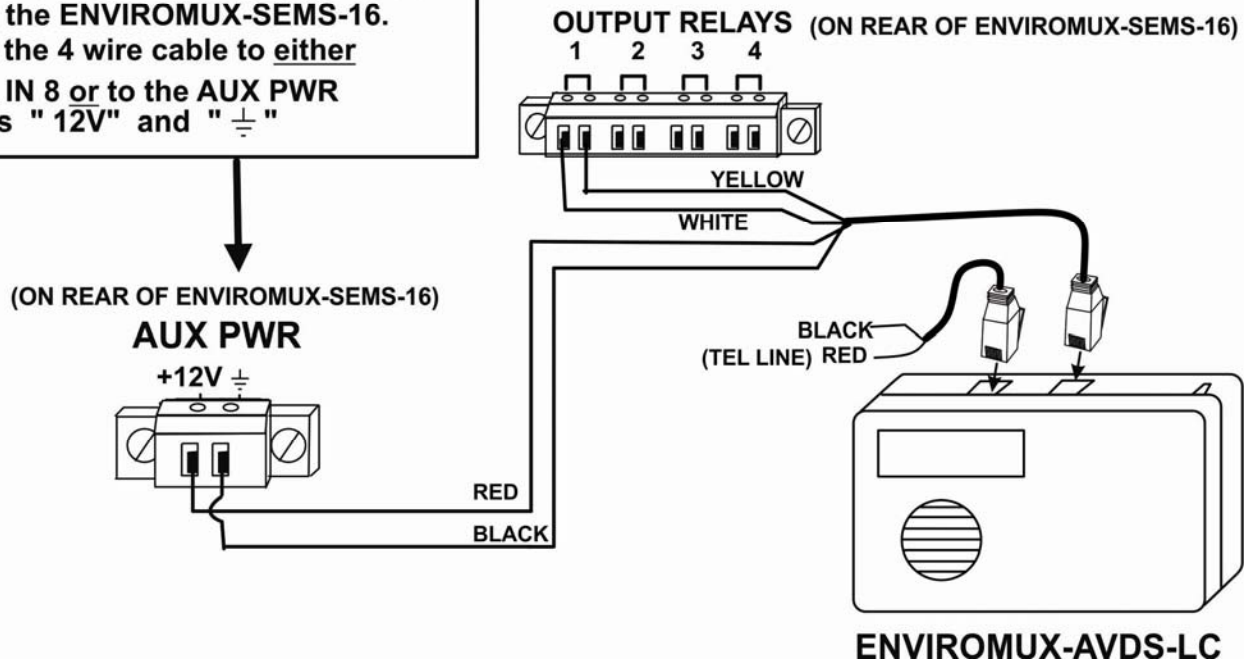
Example of schematic for wiring ENVIROMUX-AVDS to ENVIROMUX-SEMS-16



Example of schematic for wiring ENVIROMUX-AVDS-LC to ENVIROMUX-SEMS-16



The ENVIROMUX-AVDS-LC is powered through the ENVIROMUX-SEMS-16. Connect the 4 wire cable to either DIGITAL IN 8 or to the AUX PWR terminals "+12V" and "⊥"



Warranty Information

The warranty period on this product (parts and labor) is two (2) years from the date of purchase. Please contact Network Technologies Inc at **(800) 742-8324** (800-RGB-TECH) or **(330) 562-7070** or visit our website at <http://www.networktechinc.com> for information regarding repairs and/or returns. A return authorization number is required for all repairs/returns.

COPYRIGHT

Copyright © 2011 by Network Technologies Inc. All rights reserved. No part of this publication may be reproduced, stored in a retrieval system, or transmitted, in any form or by any means, electronic, mechanical, photocopying, recording, or otherwise, without the prior written consent of Network Technologies Inc, 1275 Danner Drive, Aurora, Ohio 44202.

CHANGES

The material in this guide is for information only and is subject to change without notice. Network Technologies Inc reserves the right to make changes in the product design without reservation and without notification to its users.