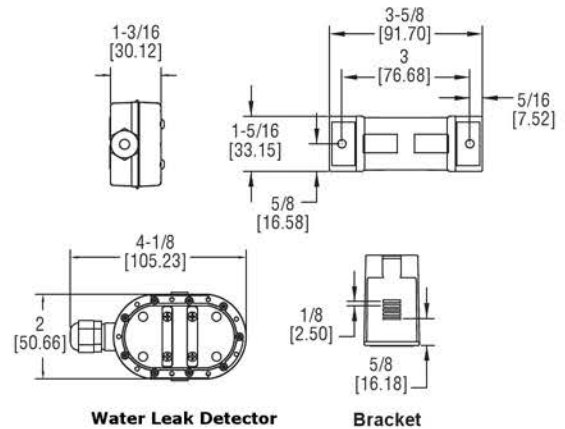


E-SLDO-IP68 Submersible Spot Liquid Detector

Specifications - Installation and Operating Instructions



The **Water Leak Detector** protects equipment from water damage by detecting the presence of water in drip pans in air handler units, under raised floors in data centers, or on floors around sump pumps and drains. Water is detected once it reaches a level that bridges the two conductive strips on the bottom of the housing. Visual alert provides local indication of the alarm condition and an internal switch will give remote indication or control to prevent further build up of water.

Either AC or DC supply voltages can be used to power the water detector. The sensing height can be adjusted to as low as 1/32" using the included adjustable mounting bracket. The mounting bracket can attach to any flat surface by either using the attached adhesive strips or mounting screws.

INSTALLATION

Mounting

The detector mounts horizontally using an adjustable mounting bracket that allows detection from 1/32" up to 17/32". The tabs on the side of the water detector fit into the slots on the bracket as shown in Figure 1. The mounting bracket mounts to the drip pan or flat surface by either the attached adhesive strips or using two #6 or #8 screws.



Figure 1: Mounting Detector to Mounting Bracket

NOTICE Before attaching the mounting bracket to the desired surface, the detector will need to be attached to the mounting bracket. The adhesive is very strong and is not easily removed once attached.

SPECIFICATIONS

Service: Water or conductive fluids.

Minimum Sensing Gap: 1/32".

Switch Type: DPDT relay.

Electrical Rating: 1A @ 24 VAC/DC

Visual Alarm: Red LED for water level; Green LED for power condition

Temperature Limits: 32 to 140°F (0 to 60°C).

Power Requirements: 11 to 27 VAC/DC.

Power Consumption: 30 mA steady state / 85 mA during alarm condition.

Electrical Connections: 4.9' (1.5 m), 22 AWG, PVC, UL plenum rated cable.

Enclosure Material: ABS and polycarbonate with flammability classification UL 94 V-0.

Enclosure Rating: NEMA 6P (IP 68) submersible

Weight: 4.85 oz (137.5 g).

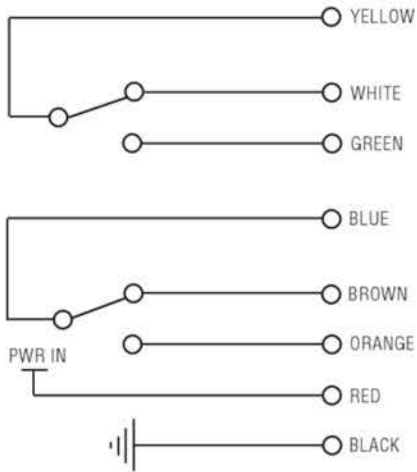
Agency Approvals: CE, RoHS.

Note: This sensor is designed with two levels of protection against damage from exposure to water. When submerged, water may pass through the outer case wall, but it will not pass through a second inner wall protecting the circuitry from damage. The sensor will continue to operate normally.

The E-SLDO-IP68 can withstand a maximum depth of 1 meter for a maximum time of 2 Hours.

Wiring

The wires in the 4.9 ft (1.5 m) cable for the Series WD3 are color coded to reduce wiring errors.



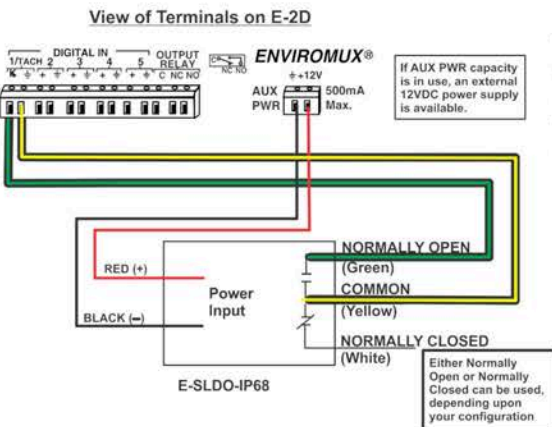
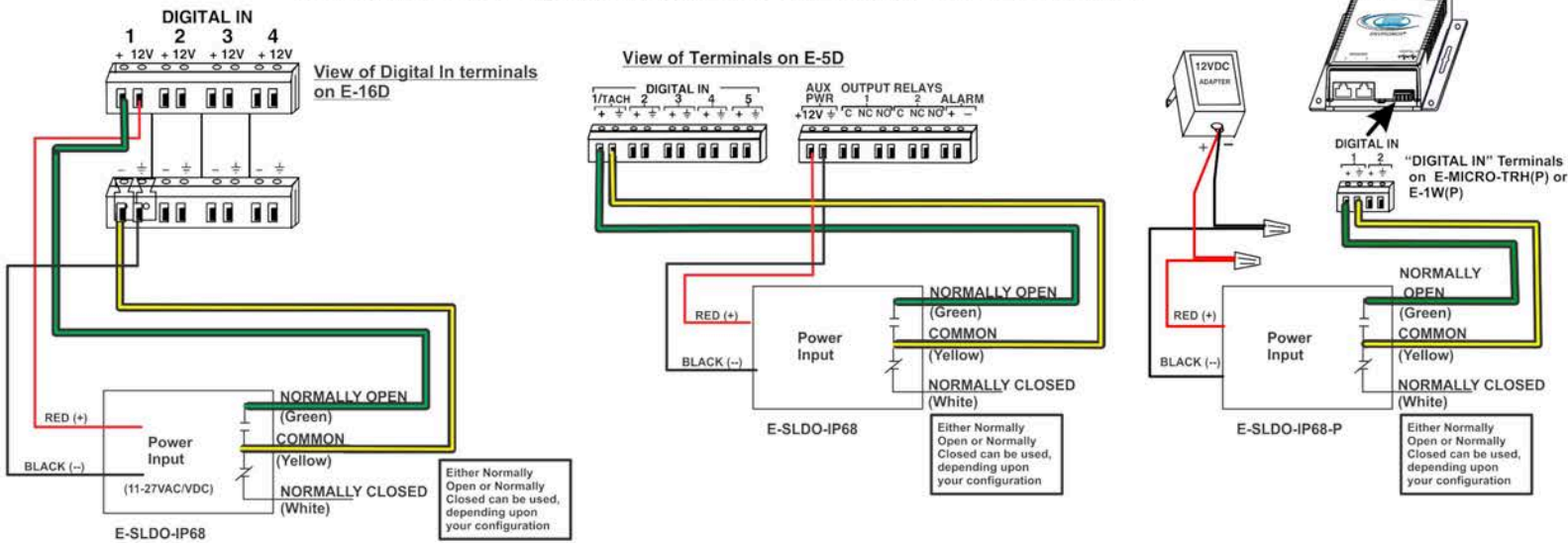
Operation

After mounting and wiring the **detector**, it is ready for operation. The water is detected when it bridges the two conducting strips on the bottom of the unit. Upon detecting water, the relay contact will close and a red LED will begin to flash. After water evaporates, the relay contacts will return to their normal state.

LED Indicators

Green – On when power is supplied to the unit
Red – On when water is detected

Schematic for wiring Spot Liquid Detector to DIGITAL IN Terminals



The E-SLDO-IP68 contains a DPDT relay. Only one half of that relay is being used in the wiring diagrams shown here. The blue, brown, and orange wires are not used.

When the 4.9ft factory cable is extended (i.e. E-SLDO-IP68-10 with 10ft cable), some wire colors to connect to the ENVIROMUX will differ.

Factory Cable	Extension
Black	Brown
Red	Orange
Yellow	White w/Green Stripe
White	White w/Brown Stripe
Green	Green

